


# Wynydd Garnclochdy

A small outcrop of jumbled gritstone known to locals as the 'Devil's heap of stones.' During the 6th century Saint Cattwg tried to construct a church in the village of Trevethin but he found that whatever he built during the day the Devil would destroy at night. After many frustrated attempts Saint Cattwg had the idea to make a giant bell, and when he rang it the pure sound startled the Devil into dropping the stones it was carrying away. The pile left behind now contains a handful of good problems, and the devil's footprint if you can find it, in a wonderfully remote-feeling situation which rewards the long walk-in.

Gritstone - south west - 30 minutes




**Approach** - the Devil's pile of stones is located on a hilltop south-east of Blaenavon (grid ref: 2828 0588). Take Llanover Road (NP4 9HX) to leave Blaenavon and continue for around 2 miles until reaching a cattle grid where the road bends sharply left. Parking is possible here beside a stone wall and it is now around 2km (30 minutes) of walking to the stones. Head south initially, then south-east, along a path with trees and a stone wall to the left. The outcrop becomes visible across the moorland over to the right and it is tempting to strike out on a direct line across the moor. Those doing so will (probably) live to regret it. Instead continue along the defined path(s) until it can be followed south/right towards the rocks.

1. **Devil's festival** [a, ss] A short problem with a tricky start on the left of the small upper outcrop (*O.Keynes 1/6/19*).

2. **Tu Hwnt I'r Clochdy** [5+, ss] The groove right of 1 (*P.Tucker 1/6/19*).

3. **BL8610** [4+, ss] Each crack can be climbed as eliminates or used together at roughly the same grade (*P.Tucker 1/6/19*).





4. **New horizons** [5+] An eliminate line up the arête right of the cracks (*P.Tucker 1/6/19*).

5. **Folly towers** [6a] The next arête, on the far right of the outcrop, is bigger and trickier than it looks from below (*P.Tucker 1987*).


6. **Even Song** [5+, ss] A good problem direct up the centre of the front overhang (eliminating jug on right). Can be started on two central crimps or with a lower left hand (*P.Tucker 1987*).



7. **The Font of all Grit** [4+, ss] The sidewall further right (*P.Tucker 1987*).

8. **A heap o' stones** [5+] Slab then capping roof, which can be climbed directly through the centre of the overhang or more easily by its left arête (*P.Tucker 1987*).

9. **Sympathy for the devil** [6b+/7c+, ss] The steep overhang has a hard sit start in the middle of the wall (*stand - P.Tucker 1987, sit - M.Preece 1/9/20*).



10. **Chip off the old bloc** [7a+, ss] An eliminate line up the right of the overhung wall, sharing the same start as the previous problem (*M.Preece 1/9/20*).

11. **Tweats of larking twitters** [6b, ss] The overhanging arête from a low start on sidepulls (*P.Tucker 1987*).

12. **Stoney chit chats** [3] The slabby sidewall is straight forward and best finished by trending up right. It can be started as for 11 for more interest (*P.Tucker 1987*).

13. **Vipond's pitter patter** [4+] The narrow front face from standing has an awkward top-out (*P.Tucker 1987*).



14. **True grit** [6a+, ss] A good problem starting at the base of the right arête utilising a left heel-hook (and no low foot-block) to pull on (*O.Keynes 25/5/19*).
15. **True grit revisionist version** [5, ss] The arête including the low foot-block and starting from an obvious large jug beneath the roof (*O.Keynes 1/6/19*).
16. **The Naves traverse** [5+] Traverse right from head-height crimps on the front face to follow edges below the lip of the sidewall (*P.Tucker 1987*).
17. **Sweet water** [5, ss] Essentially one big reach on the left side of the sidewall from a jug under the roof. Harder for the short (*O.Keynes 1/6/19*).
18. **Thirst quenching** [a, ss] A good problem on the right of the sidewall, starting from a juggy break beneath the roof (*O.Keynes 1/6/19*).
19. **Slab** [3] Opposite 18 is a slab, best climbed on the left (*P.Tucker 1987*).
20. **Alarum bell** [6b, ss] Sit start low on the left of 'the belltower' and traverse right to finish as for 21 (*P.Tucker 1987*). Can be extended into 24.
21. **Dropping clangers** [ss, 5] a small problem between the left arête and the crack (*P.Tucker 1987*).
22. **Lightning flight crack** [5, ss] The obvious large forked crack in the centre of the face (*P.Tucker 1987*).
23. **Around the Bell Tower** [6a+, ss] Start as for 22 then traverse right following the break to finish up 26 (?).
24. **Ringing in the years** [6a+] An eliminate line up the face without use of the arête or cracks (*P.Tucker 1987*).
25. **The Bell Free** [6b] The gently overhanging arête is a classic problem in a great situation. The tall may be tempted to use cracks out left but be warned that temptation can lead to damnation (*P.Tucker 1987*). A harder eliminate [7a] takes the arête direct (*M.Preece 2020*). [#southsidetour](#)
26. **Waterloo Road** [5+] A good problem up a vague groove on the wall right of the arête, with a finish that feels committing (*P.Tucker 1987*).
27. **Waterworks Lane** [6b] An eliminate up the wall between 26 and 28, without use of these holds (*P.Tucker 1987*).
28. **Tombstoning at Farewell Rock** [4] The high arête at the back of the block is a great historic problem (*Tucker 1950s?*).
29. **The devil's slap** [5, ss] Right of 28 is an overhanging block with a large juggy hold in the roof. Make one big move from this to reach and mantle the top. Starting lower right adds no more difficulty (*O.Keynes 25/5/19*).
30. **Pit Viper** [7c, ss] The steep arête further right provides a very hard lowball (*M.Preece 3/21*).
31. **Snatch** [7a+, ss] A small problem found just beneath *The Bell Tower*. Sit-start holds just above the roof with a heel out left (*M.Preece 2020*).